

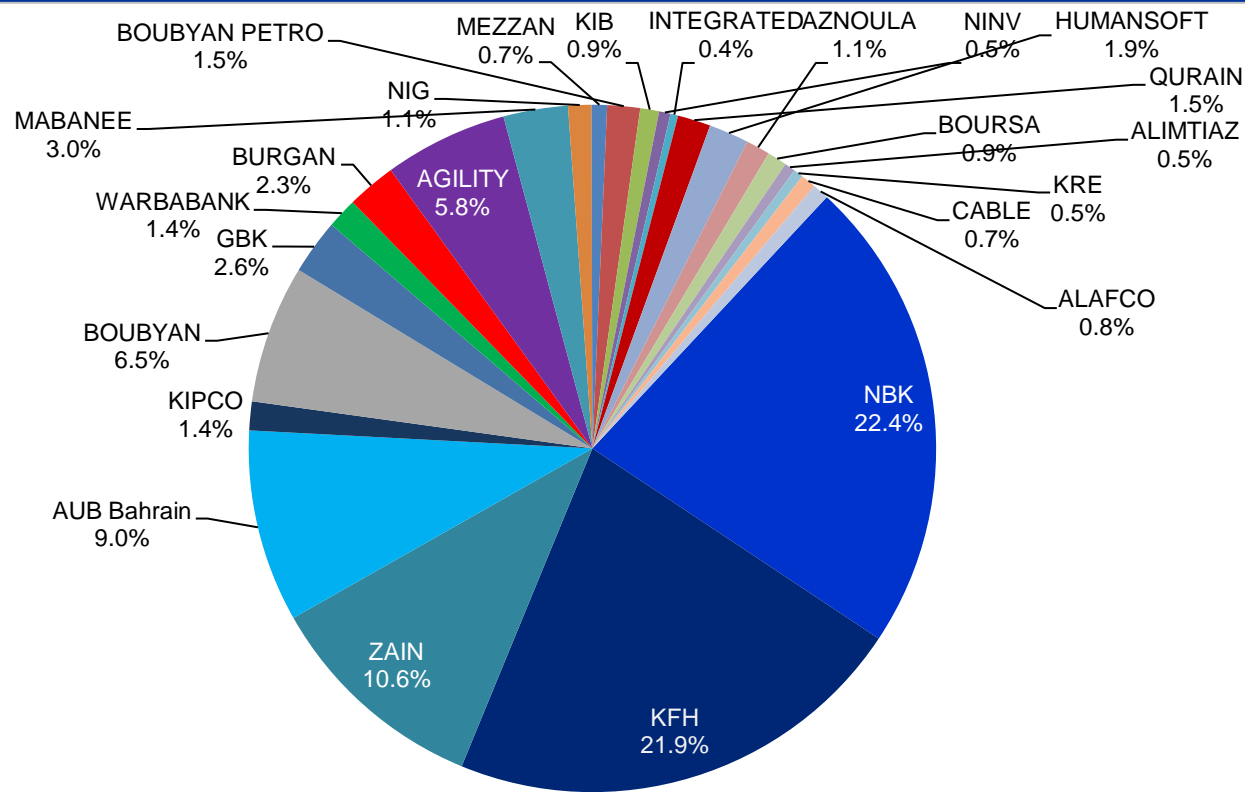
## BOURSA KUWAIT-Premier Market Daily Bulletin

Monday, February 22, 2021

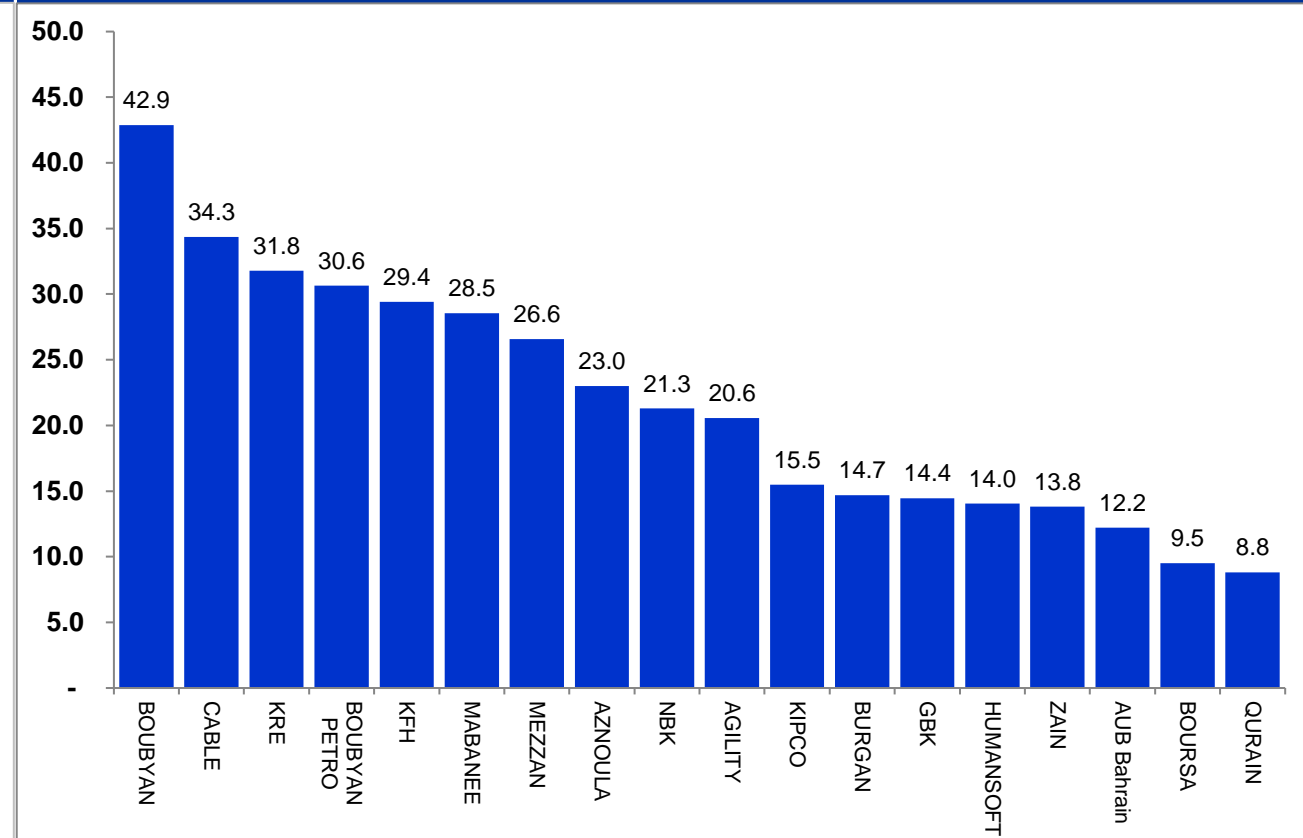
Code	DTD	PREMIER MARKET CONSTITUENTS	Today Closing Price			Market Capitalization		Valuation Multiples			YTD-2021 Turnover KWD Mln	YTD-2021 Price Return	Book Value KWD 30.9.20	TTM EPS KWD	DPS FY-19 KWD
			KWD	Chg. KWD	DTD Return	KWD Mln	Market Weight	P/E X	P/BV X	YIELD					
101	▼	NBK	0.830	(0.005)	(0.60%)	5,686	17.1%	21.3	1.78	4.22%	161.3	(1.19%)	0.467	0.039	0.035
108	▲	KFH	0.724	0.004	0.56%	5,556	16.7%	29.4	2.94	2.76%	169.8	6.94%	0.246	0.025	0.020
605	▼	ZAIN	0.621	(0.002)	(0.32%)	2,687	8.1%	13.8	2.11	5.31%	75.9	2.48%	0.294	0.045	0.033
818	▲	AUB Bahrain	0.238	0.004	1.71%	2,297	6.9%	12.2	1.88	6.39%	97.5	4.85%	0.127	0.020	0.015
205	▲	KIPCO	0.172	0.004	2.38%	344	1.0%	15.5	1.66	5.81%	12.6	8.18%	0.104	0.011	0.010
109	▼	BOUBYAN	0.545	(0.001)	(0.18%)	1,650	5.0%	42.9	3.26	1.65%	29.6	(4.05%)	0.167	0.013	0.009
102	▼	GBK	0.216	(0.001)	(0.46%)	658	2.0%	14.4	1.03	5.09%	59.7	(1.37%)	0.209	0.015	0.011
821	▼	WARBABANK	0.231	(0.001)	(0.43%)	364	1.1%	NM	1.97	0.00%	21.5	(2.12%)	0.117	(0.007)	0.000
107	=	BURGAN	0.223	0.000	0.00%	585	1.8%	14.7	0.83	5.38%	30.3	4.69%	0.269	0.015	0.012
603	▲	AGILITY	0.728	0.005	0.69%	1,476	4.4%	20.6	1.25	2.75%	49.5	7.69%	0.584	0.035	0.020
413	▲	MABANEE	0.697	0.013	1.90%	770	2.3%	28.5	1.64	2.01%	25.2	6.09%	0.425	0.024	0.014
501	▼	NIG	0.195	(0.002)	(1.02%)	278	0.8%	NM	0.86	5.13%	28.2	10.80%	0.228	(0.032)	0.010
823	▲	MEZZAN	0.590	0.002	0.34%	184	0.6%	26.6	1.60	2.54%	8.5	(2.96%)	0.368	0.022	0.015
514	▼	BOUBYAN PETRO	0.732	(0.006)	(0.81%)	391	1.2%	30.6	1.81	4.78%	9.9	14.38%	0.405	0.024	0.035
106	▼	KIB	0.199	(0.001)	(0.50%)	225	0.7%	NM	0.77	3.52%	25.8	(4.33%)	0.257	0.000	0.007
204	▲	NINV	0.171	0.005	3.01%	136	0.4%	NM	0.82	5.26%	14.1	26.67%	0.209	-0.008	0.009
824	▲	INTEGRATED	0.419	0.007	1.70%	92	0.3%	NM	1.52	7.16%	29.3	14.48%	0.275	-0.003	0.030
526	▲	QURAIN	0.358	0.009	2.58%	394	1.2%	8.8	0.91	4.47%	7.6	5.92%	0.395	0.041	0.016
623	▼	HUMANSOFT	3.903	(0.002)	(0.05%)	477	1.4%	14.0	4.54	5.12%	30.8	2.74%	0.859	0.278	0.200
826	▼	AZNOULA	0.261	(0.004)	(1.51%)	287	0.9%	23.0	10.70	9.58%	22.3	(5.78%)	0.024	0.011	0.025
827	▲	BOURSA	1.167	0.007	0.60%	234	0.7%	9.5	4.79	0.00%	16.0	6.09%	0.244	0.123	0.000
252	▲	ALIMTIAZ	0.113	0.002	1.80%	128	0.4%	NM	0.62	8.85%	26.1	0.89%	0.183	-0.020	0.010
401	▼	KRE	0.122	(0.003)	(2.40%)	116	0.3%	31.8	0.86	0.00%	41.0	11.93%	0.142	0.004	0.000
505	▲	CABLE	0.869	0.009	1.05%	182	0.5%	34.3	0.98	4.60%	9.0	15.10%	0.888	0.025	0.040
642	▼	ALAFCO	0.206	(0.002)	(0.96%)	196	0.6%	NM	0.62	3.88%	22.2	(4.63%)	0.333	-0.021	0.008
<b>PREMIER MARKET</b>						<b>25,396</b>	<b>76.3%</b>	<b>24.26</b>	<b>1.83</b>	<b>3.78%</b>	<b>1,024</b>	<b>2.99%</b>			

# KIC INVESTMENT RESEARCH

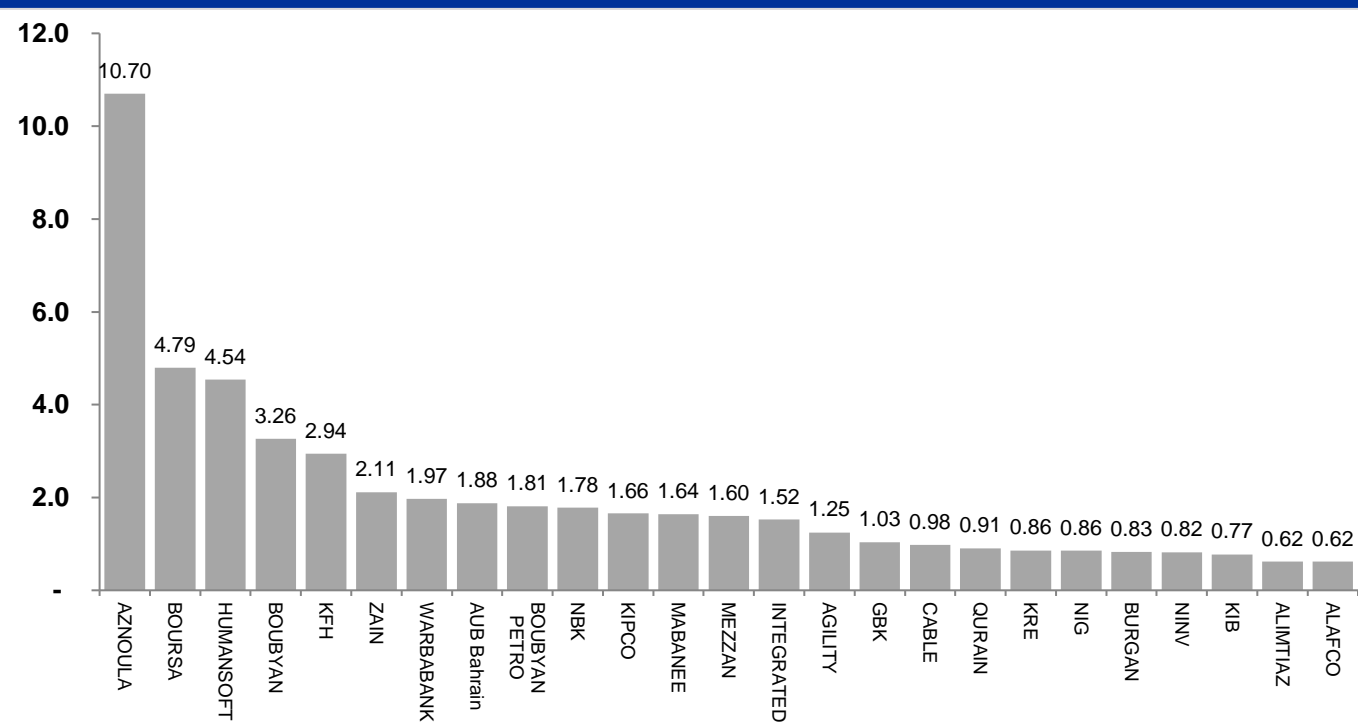
Premier Market Components' Weight (%)



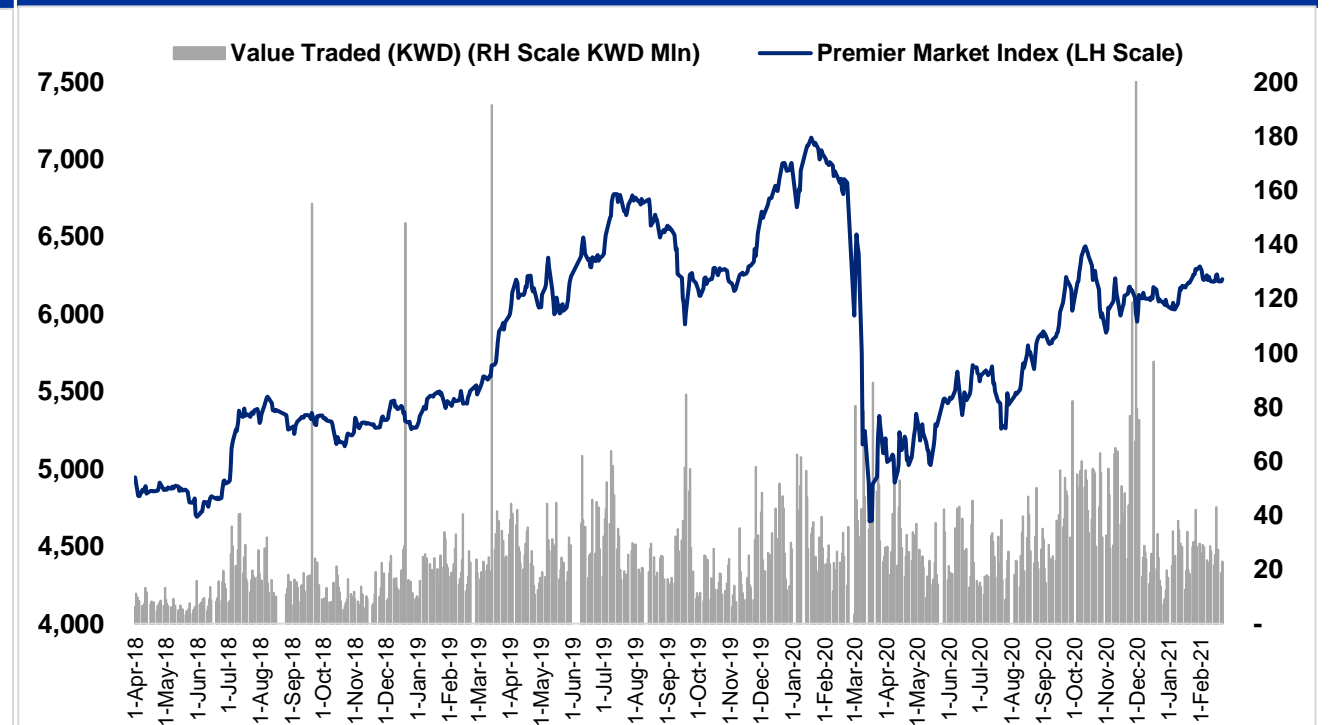
Premier Market Stocks' Price to Earnings Ratio (P/E)



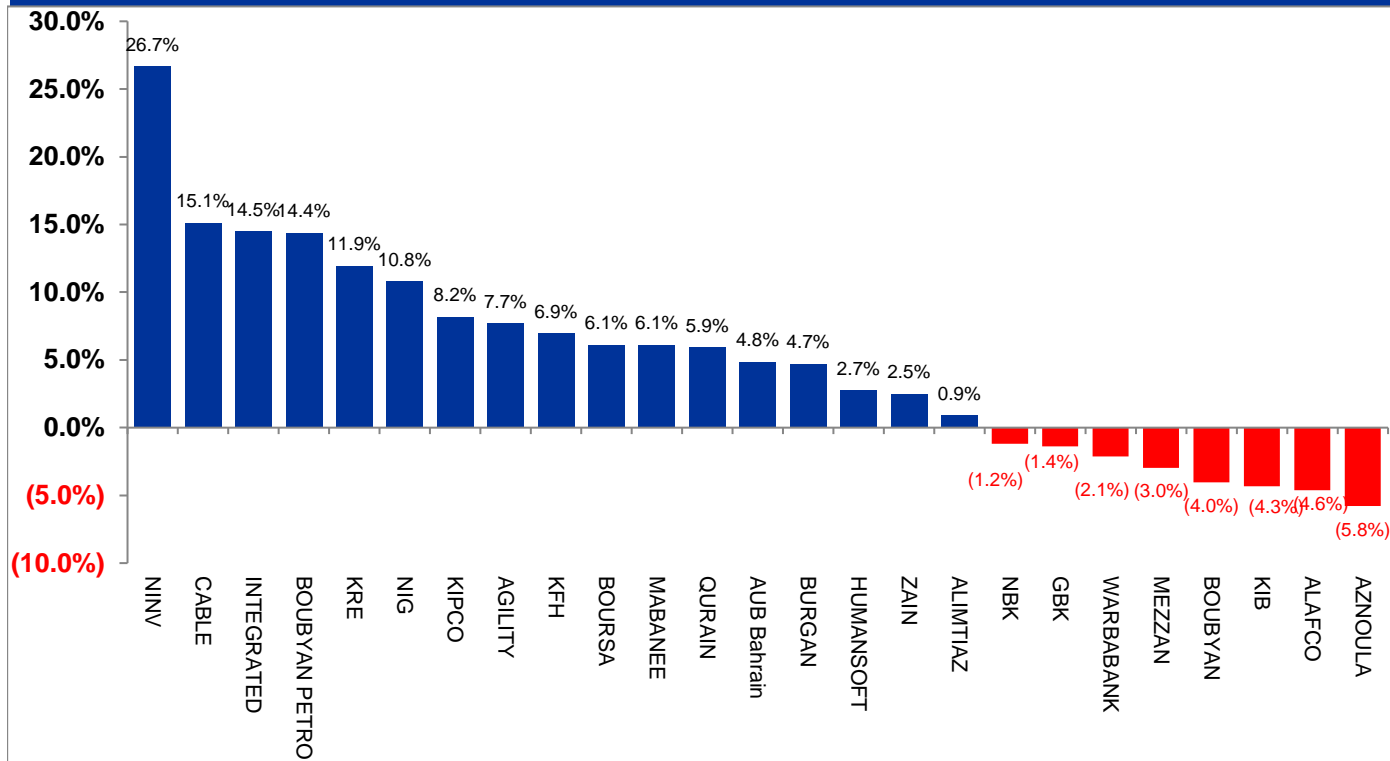
Premier Market Stocks' Price to Book Value Ratio (P/BV)



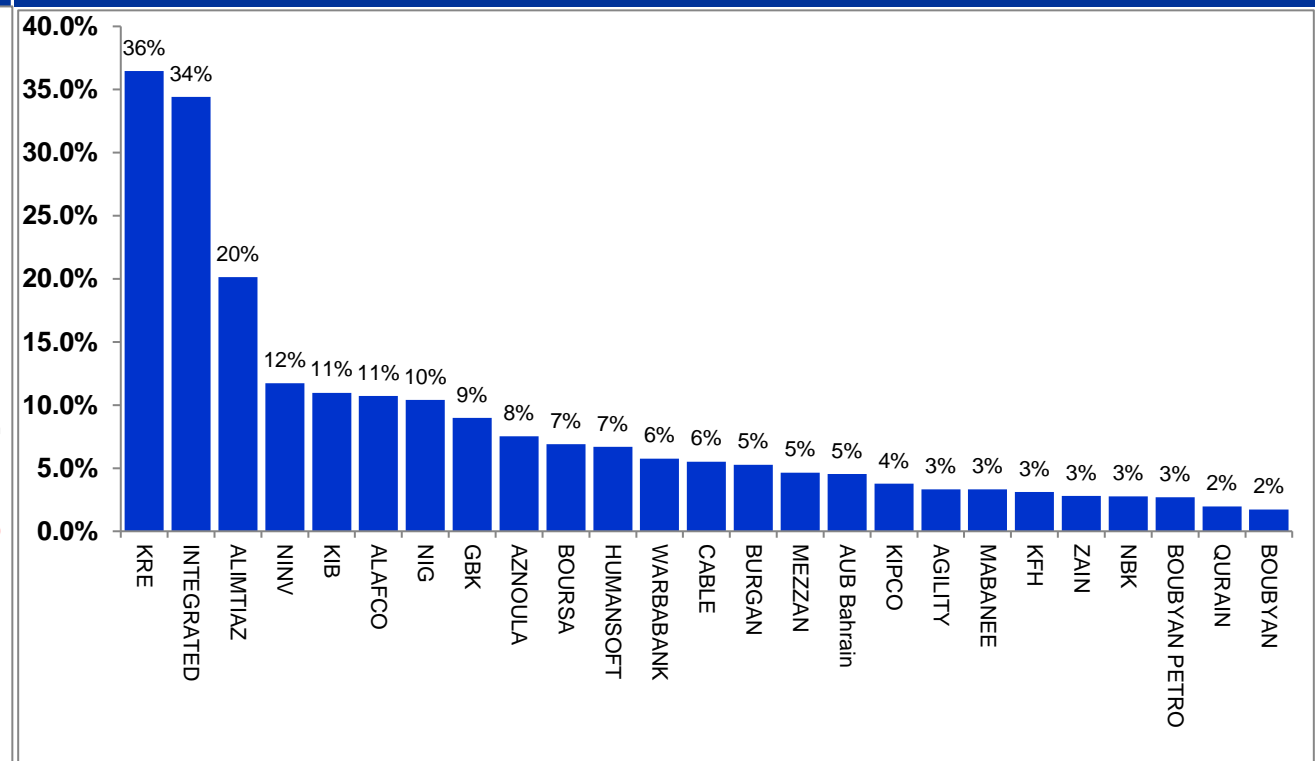
Premier Market Index v.s. Value Traded since inception



## Premier Market Stocks' YTD-2021 Price Return



## Premier Market Stocks' Liquidity (Capital Turnover YTD-2021)



**Disclaimer:** This document and material contained herewith have been produced, compiled, and issued by Kuwait Investment Company- KIC (K.S.C.P.). Kuwait Investment Company is a public shareholding company, incorporated and domiciled in the State of Kuwait, and is regulated by the Central Bank of Kuwait (CBK) and Capital Markets Authority (CMA) as an investment and finance company. The Company has obtained the information used in this document from sources it believes to be reliable, but the issuer does not guarantee, neither its accuracy nor completeness, nor provides an independent verification of the material contained therein. KIC may, from time to time to the extent permitted by law, participate or invest in other financing transactions with the issuers of the securities, perform services for or solicit business from such issuer and/or have a position or effect transactions in the securities or options thereof. KIC may, to extent permitted by the applicable Kuwaiti Law or other applicable laws and regulations, effect transactions in the securities before this material is published to recipients. The opinions and estimates expressed herein are those of the issuer and subject to change at any time without any prior notice. Accordingly, no representation or warranty, expressed or implied, is made as to and no reliance should be placed on the fairness, accuracy, completeness or correctness of the information and opinions contained in this document. KIC accepts no liability for any loss arising from the use of this document or its contents or otherwise arising in connection therewith. This document should not be relied upon or used in substitution for the exercise of sound judgment. KIC shall have no responsibility or liability whatsoever in respect of any inaccuracy in or omission from this or any other document prepared by KIC for, or sent by KIC to any entity, and any such entity shall be responsible for conducting its own scrutiny, investigation, and analysis of the information contained or referred to in this document and of evaluating the merits and risks involved in the securities forming the subject matter of this or other such document.

Opinions and estimates constitute KIC's judgment and are subject to change without prior notice. Past performance is not a reliable indicator of future results. This document does not constitute an offer or invitation to subscribe for or purchase any securities, and neither this document nor anything contained herein shall form the basis of any contract or commitment whatsoever. This document is not an offer to sell or a solicitation to buy any securities. It is being furnished to the reader solely for his/her information and may not be redistributed inside Kuwait or by any jurisdiction outside Kuwait where this action is restricted by law. Entities who receive this report should make themselves aware of and adhere to any such restrictions. By accepting receipt of this report, the reader agrees to be bound by the foregoing limitations.

Notes: NM: Not Meaningful. NA: Not Available.

P/E for individual stocks is calculated based on the Current Closing Price and Earning Per Share (EPS) for the last 4 Quarters, while P/E for Premier Market is based on Current Market Capitalization and Net Profit for the last 4 Quarters ended June 2020. If calculated P/E is negative or greater than 80, it is represented by NM. P/BV for individual stocks is based on current prices and Book Value Per Share (BVS) as of 30.9.2020, while P/BV for Premier Market is based on current market cap and shareholders' equity as of 30.9.2020. Dividend Yield for individual stocks is based on current prices and Full Year 2019 Cash Dividend Per Share (DPS), while that of the Index is based on market cap and total cash dividends distributed.

DTD: daily change in prices. YTD: Beginning of Year to Date. KWD: Kuwaiti Dinars. YTD-2021 Return for individual stocks is based on the change in market capitalization of the stock. ROE: Return On Equity is Based on Last 4 Quarters Net Profit & Equity as of 30.9.2020. Companies that vary in their fiscal years (Boubyan Petrochemicals & Qurain Petrochemicals) are treated separately to adjust for the recent results announcement.

**Kuwait Investment Co. (K.S.C.P)**

5<sup>th</sup> Floor, Souk Al-Manakh, Mubarak Al-Kabir Street, Sharq, Kuwait

P.O. Box 1005, Safat 13011, Kuwait

Tel: (+965) 1888852 (+965) 22967000

Website: [www.kic.com.kw](http://www.kic.com.kw)

**Majdi Gharzeddine**

Head of Investment Research

Tel: (+965) 22967219

Email: [majdi@kic.com.kw](mailto:majdi@kic.com.kw)