



BOURSA KUWAIT

The Premier Market “Weekly Bulletin”

Week 46 ended November 18, 2021

KUWAIT INVESTMENT Co. (K.S.C.P)

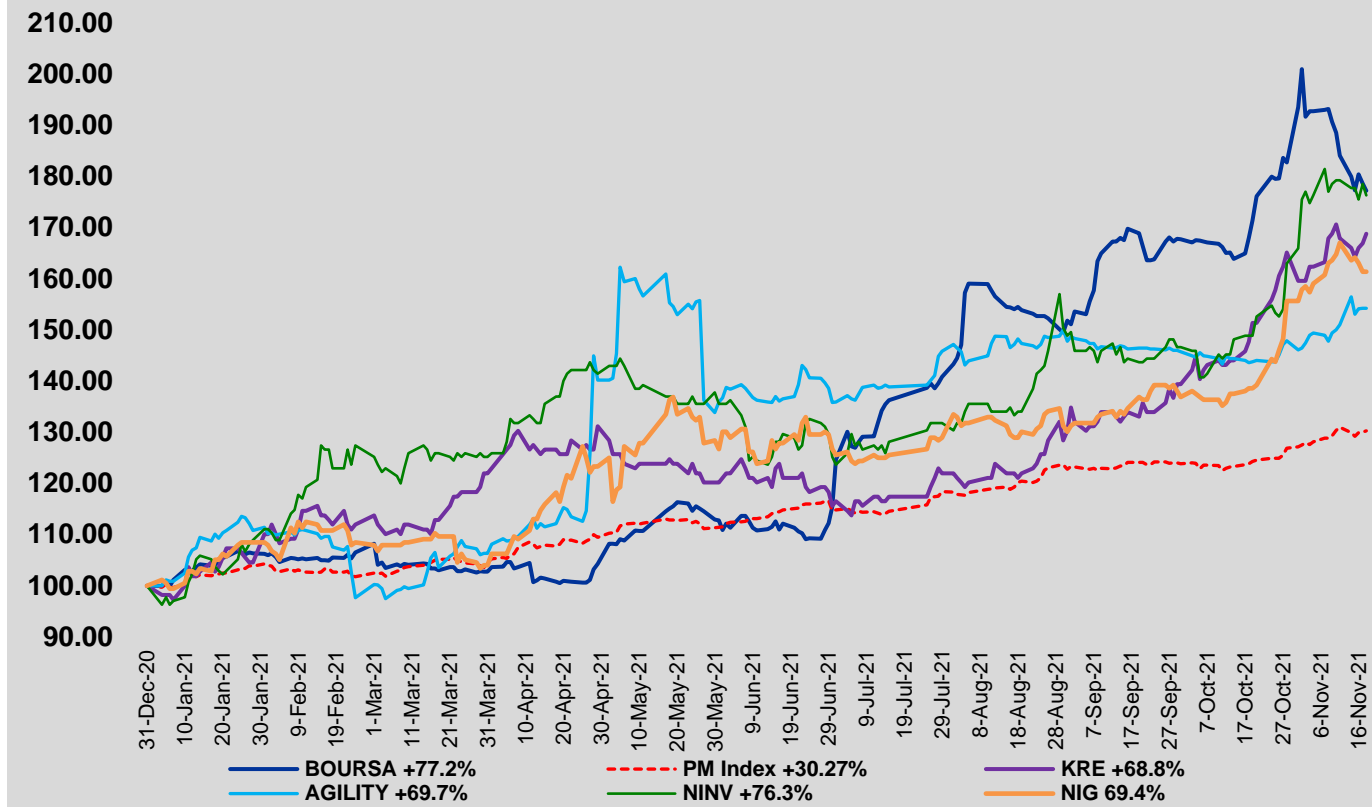
Investment Research

BOURSA KUWAIT | Premier Market Weekly Bulletin |

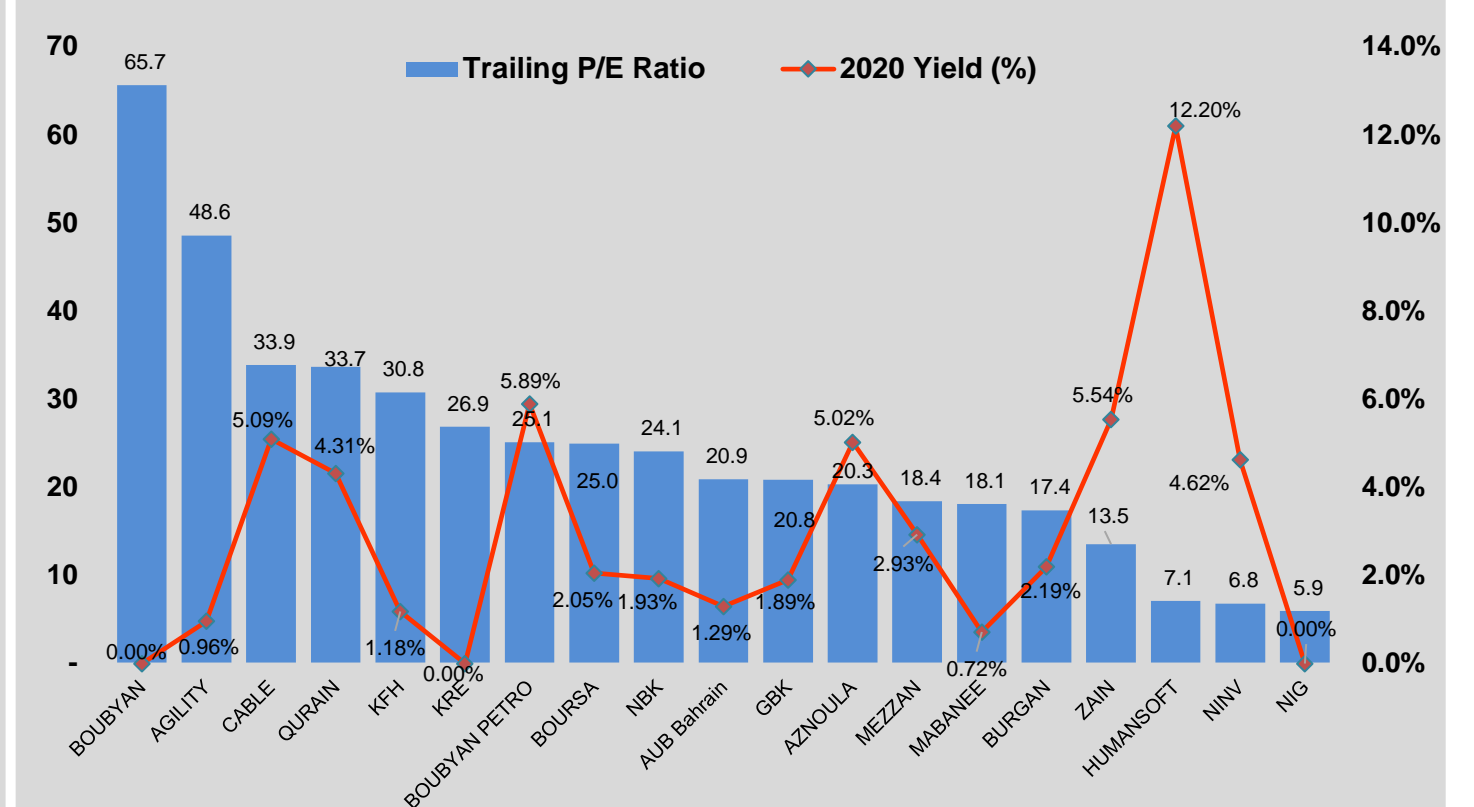
Thursday, November 18, 2021

Stock Code	WTD	Premier Market Constituents	Close KWD	WTD Price Return (%)	Beta	Market Cap.		Rel. Valuations & Yield			YTD-2021 Turnover KWD Mln	YTD-21 Price Return (%)	% Above 52-Week Low	52-Week High KWD	52-Week Low KWD
						KWD Mln	Market Weight	P/E X	P/B X	Yield					
101	▼	NBK	1.036	(1.33%)	1.30	7,452	17.38%	24.1	2.17	1.93%	949.5	29.50%	34.2%	1.057	0.772
108	▼	KFH	0.846	(0.12%)	1.36	7,142	16.66%	30.8	3.67	1.18%	1034.4	37.46%	41.9%	0.849	0.596
605	▼	ZAIN	0.596	(1.16%)	1.31	2,579	6.02%	13.5	2.17	5.54%	410.8	(1.65%)	2.9%	0.641	0.579
818	▼	AUB Bahrain	0.293	(0.34%)	1.15	2,969	6.93%	20.9	2.26	1.29%	801.0	35.53%	47.2%	0.297	0.199
205	▲	KIPCO	0.142	0.71%	0.55	375	0.87%	NM	1.73	3.52%	53.9	17.89%	1.4%	0.170	0.140
109	▼	BOUBYAN	0.818	(0.61%)	1.05	2,601	6.07%	65.7	4.72	0.00%	174.5	51.21%	58.5%	0.835	0.516
102	▲	GBK	0.264	1.54%	1.13	805	1.88%	20.8	1.22	1.89%	528.6	20.55%	28.8%	0.265	0.205
821	▲	WARBABANK	0.318	6.00%	1.04	501	1.17%	NM	2.48	0.00%	168.6	34.75%	39.5%	0.317	0.228
107	▼	BURGAN	0.228	(3.39%)	1.05	714	1.67%	17.4	1.03	2.19%	122.1	27.69%	24.6%	0.240	0.183
603	▲	AGILITY	1.043	2.15%	1.46	2,326	5.43%	48.6	1.07	0.96%	616.2	69.72%	83.3%	1.090	0.569
413	▼	MABANEE	0.838	(2.22%)	1.11	982	2.29%	18.1	1.91	0.72%	103.9	35.20%	43.5%	0.868	0.584
501	▼	NIG	0.284	(3.40%)	1.43	426	0.99%	5.9	1.07	0.00%	347.9	69.43%	72.1%	0.296	0.165
823	▼	MEZZAN	0.615	(0.49%)	0.44	191	0.45%	18.4	1.68	2.93%	61.9	1.15%	8.8%	0.690	0.565
514	▲	BOUBYAN PETRO	0.933	0.65%	0.72	499	1.16%	25.1	2.14	5.89%	88.3	45.78%	72.1%	0.987	0.542
106	▼	KIB	0.225	(0.44%)	1.01	255	0.59%	NM	0.88	0.00%	239.0	8.17%	13.6%	0.233	0.198
204	▼	NINV	0.238	(1.65%)	1.24	190	0.44%	6.8	0.92	4.62%	81.4	76.30%	91.9%	0.248	0.124
824	▲	INTEGRATED	0.387	3.20%	0.47	98	0.23%	NM	1.62	0.00%	111.0	21.60%	24.8%	0.399	0.310
526	▼	QURAIN	0.371	(1.85%)	0.78	408	0.95%	33.7	0.94	4.31%	53.8	9.76%	26.6%	0.447	0.293
623	▼	HUMANSOFT	3.280	(0.30%)	0.52	401	0.94%	7.1	3.56	12.20%	185.3	(13.66%)	5.4%	4.030	3.113
826	▼	AZNOULA	0.239	(2.05%)	0.75	263	0.61%	20.3	4.24	5.02%	104.4	(13.72%)	8.6%	0.333	0.220
827	▼	BOURSA	1.949	(3.75%)	0.71	391	0.91%	25.0	6.93	2.05%	124.0	77.18%	80.5%	2.432	1.080
252	▼	ALIMTIAZ	0.126	(1.56%)	1.00	143	0.33%	NM	0.73	0.00%	149.7	12.50%	31.3%	0.142	0.096
401	▲	KRE	0.184	0.55%	0.92	174	0.41%	26.9	1.30	0.00%	304.5	68.81%	90.3%	0.187	0.097
505	▼	CABLE	0.982	(1.31%)	0.99	206	0.48%	33.9	0.99	5.09%	51.2	30.07%	40.3%	1.011	0.700
642	▼	ALAFCO	0.247	(2.76%)	0.90	235	0.55%	NM	0.80	0.00%	109.2	14.35%	49.7%	0.256	0.165
Subtotal: Premier Market				(0.55%)		32,325	75.4%	23.2	2.09	1.85%	6,975	30.27%			

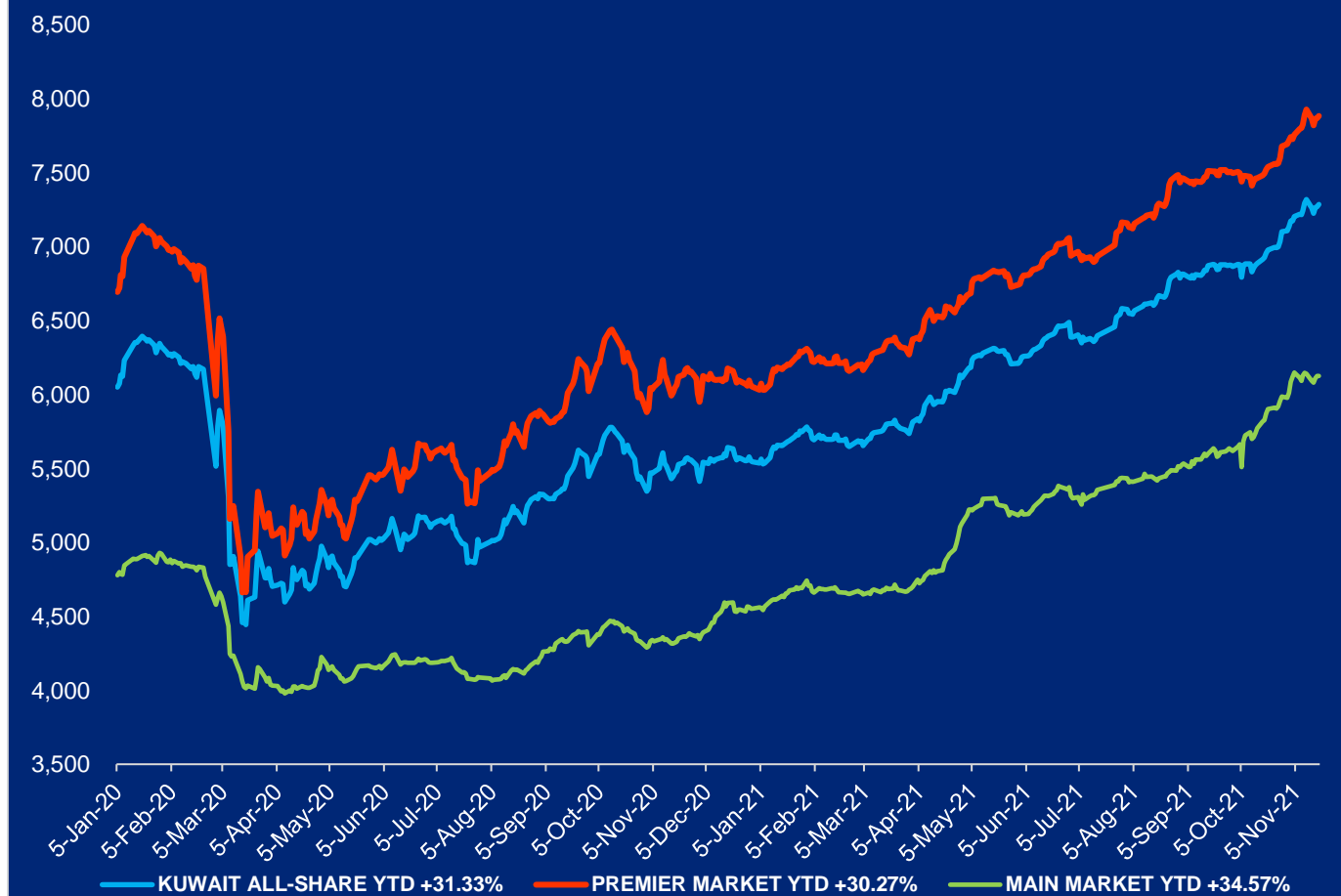
YTD-21 Top 5 PM Gainers Performance v.s. PM Index (Normalised as of 31 Dec-20)



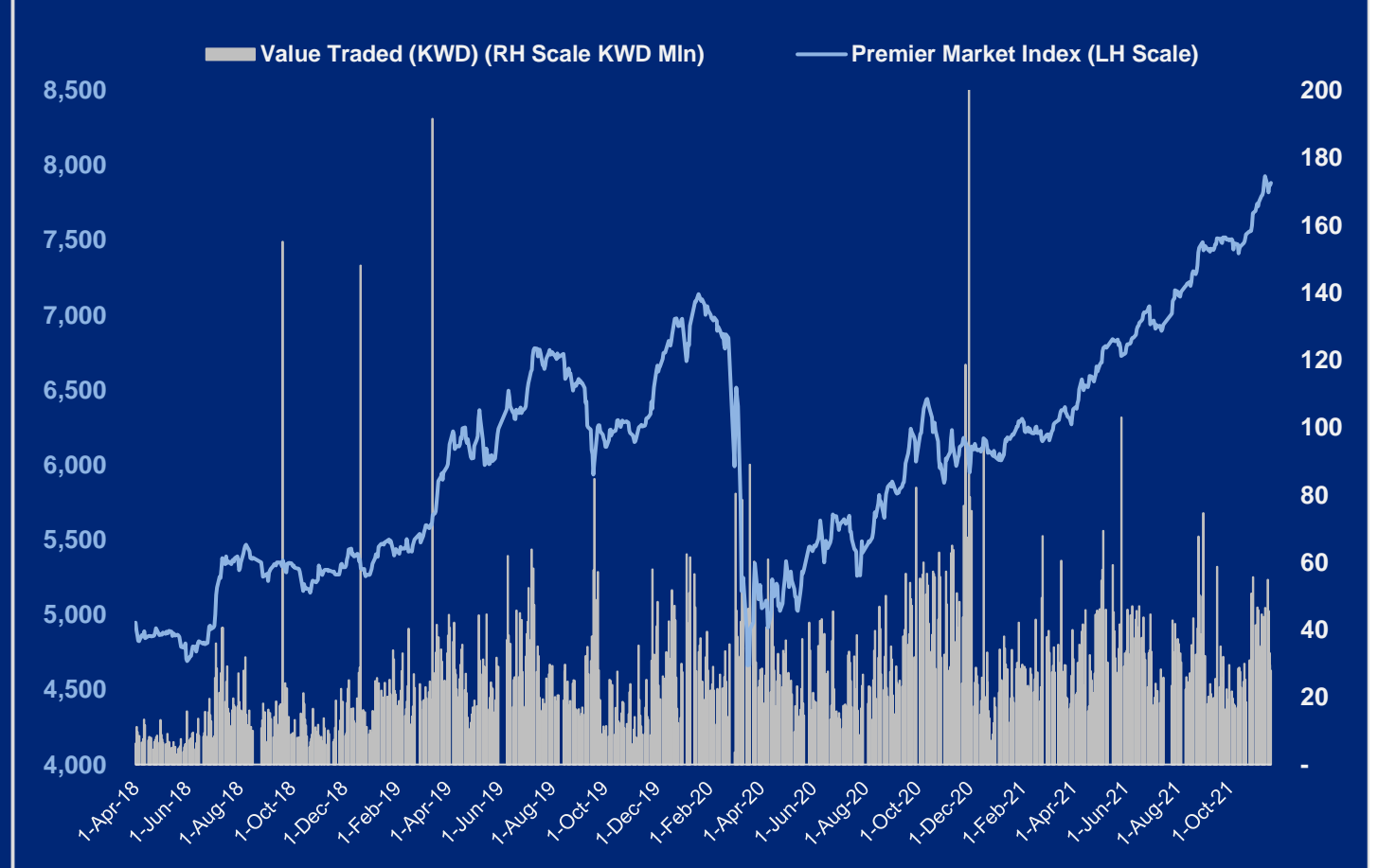
Premier Market Stocks' Price-to-Earnings Ratio (P/E) v.s. Yield



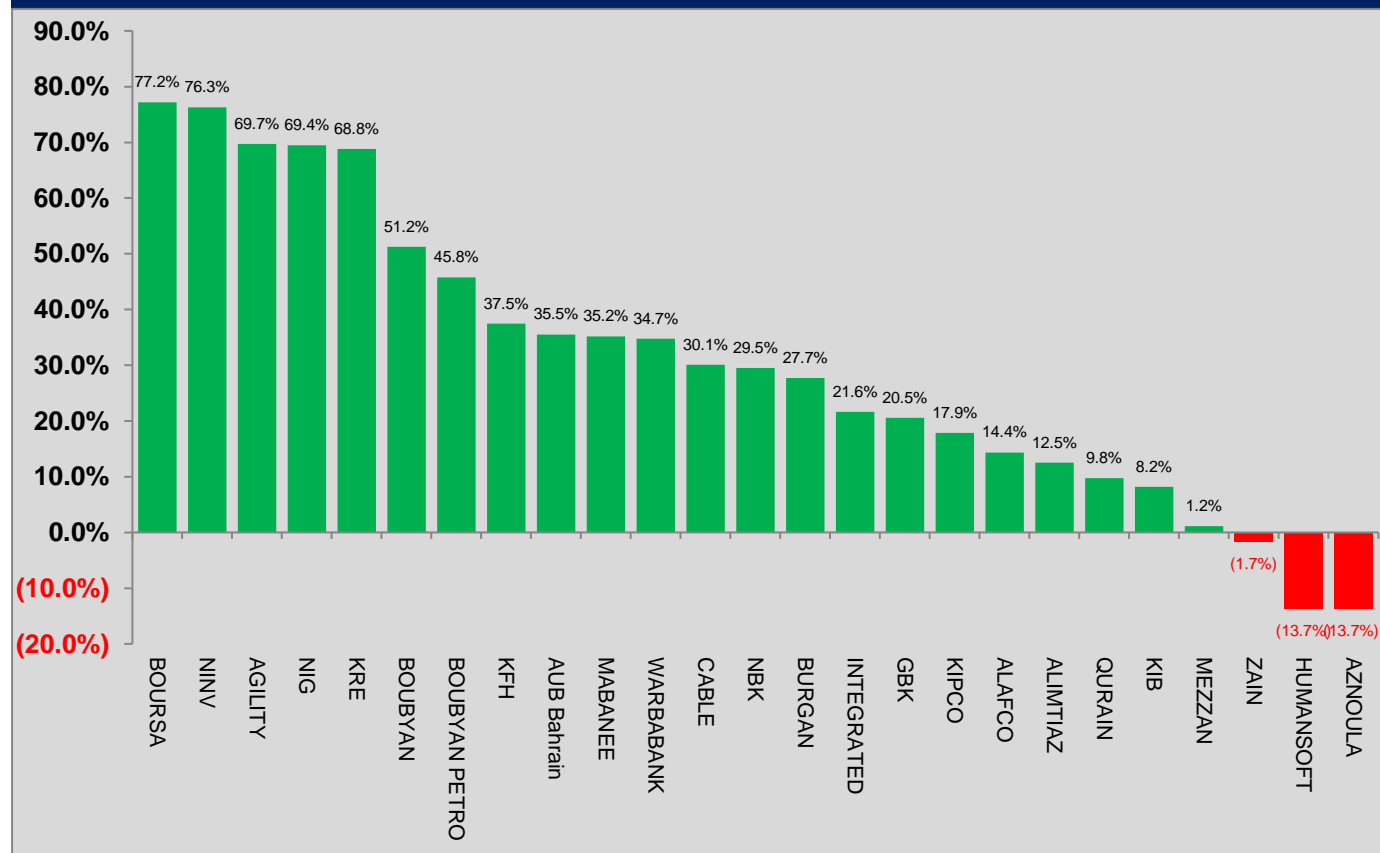
Premier Market Index v.s. All-Share & Main Mkt Indices since Jan-2020



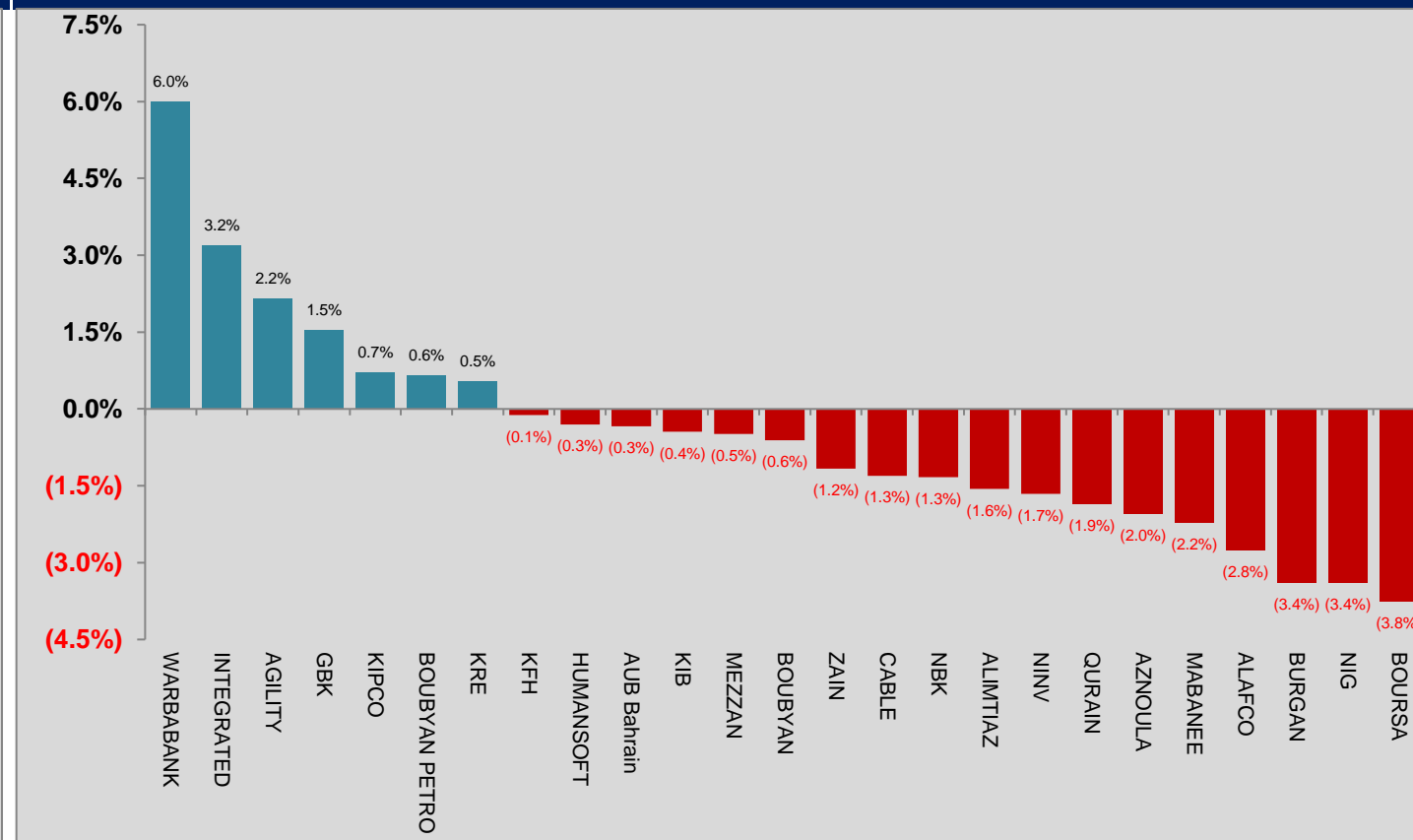
Premier Market Index Performance v.s. Value Traded (since inception)



Premier Market Stocks' YTD-2021 Gainers & Losers (%)



Premier Market Stocks' Week-to-Date Gainers & Losers (%)



Disclaimer: This document and material contained herewith have been produced, compiled, and issued by Kuwait Investment Company- KIC (K.S.C.P.). Kuwait Investment Company is a public shareholding company, incorporated and domiciled in the State of Kuwait, and is regulated by the Central Bank of Kuwait (CBK) and Capital Markets Authority (CMA) as an investment and finance company. The Company has obtained the information used in this document from sources it believes to be reliable, but the issuer does not guarantee, neither its accuracy nor completeness, nor provides an independent verification of the material contained therein. KIC may, from time to time to the extent permitted by law, participate or invest in other financing transactions with the issuers of the securities, perform services for or solicit business from such issuer and/or have a position or effect transactions in the securities or options thereof. KIC may, to extent permitted by the applicable Kuwaiti Law or other applicable laws and regulations, effect transactions in the securities before this material is published to recipients. The opinions and estimates expressed herein are those of the issuer and subject to change at any time without any prior notice. Accordingly, no representation or warranty, expressed or implied, is made as to and no reliance should be placed on the fairness, accuracy, completeness or correctness of the information and opinions contained in this document. KIC accepts no liability for any loss arising from the use of this document or its contents or otherwise arising in connection therewith. This document should not be relied upon or used in substitution for the exercise of sound judgment. KIC shall have no responsibility or liability whatsoever in respect of any inaccuracy in or omission from this or any other document prepared by KIC for, or sent by KIC to any entity, and any such entity shall be responsible for conducting its own scrutiny, investigation, and analysis of the information contained or referred to in this document and of evaluating the merits and risks involved in the securities forming the subject matter of this or other such document.

Opinions and estimates constitute KIC's judgment and are subject to change without prior notice. Past performance is not a reliable indicator of future results. This document does not constitute an offer or invitation to subscribe for or purchase any securities, and neither this document nor anything contained herein shall form the basis of any contract or commitment whatsoever. This document is not an offer to sell or a solicitation to buy any securities. It is being furnished to the reader solely for his/her information and may not be redistributed inside Kuwait or by any jurisdiction outside Kuwait where this action is restricted by law. Entities who receive this report should make themselves aware of and adhere to any such restrictions. By accepting receipt of this report, the reader agrees to be bound by the foregoing limitations.

Notes: NM: Not Meaningful. NA: Not Available. Source: BOURSA KUWAIT website, Listed Companies' Financial Statements and KIC Investment Research

Trailing P/E for individual stocks is calculated based on the Current Closing Price and Earning Per Share (EPS) for the last 4 Quarters, while P/E for Premier Market is market cap weighted, excluding companies with negative earnings. If calculated P/E is negative or greater than 80, it is represented by NM. P/BV for individual stocks is based on current prices and Book Value Per Share (BVS) as of 30.9.2021, while P/BV for Premier Market is based on current market cap and shareholders' equity as of 30.9.2021. Dividend Yield for individual stocks is based on current prices and Full Year 2020 Cash Dividend Per Share (DPS), while that of the Index is based on market cap and total cash dividends distributed. YTD: Beginning of Year to Date. WTD: Week-to-Date (Weekly) return. KWD: Kuwaiti Dinars. YTD-2021 Return for individual stocks is based on the change in market capitalization of the stock. Companies that vary in their fiscal years (Boubyan Petrochemicals & Qurain Petrochemicals) are treated separately to adjust for the recent results announcement.

KUWAIT INVESTMENT Co. (K.S.C.P)

5th Floor, Souk Al-Manakh, Mubarak Al-Kabir Street, Sharq, Kuwait

P.O. Box 1005, Safat 13011, Kuwait

Tel: (+965) 1888852 (+965) 22967000

Website: www.kic.com.kw

Majdi Gharzeddine

Head of KIC Investment Research

Tel: (+965) 22967219

Email: research@kic.com.kw

majdi@kic.com.kw

