



الشركة الكويتية للاستثمار  
KUWAIT INVESTMENT Co. ك.م.ع.  
خبرة تستحق الثقة - منذ 1961



1888852  
📞📧📱 @KIC\_KW

[www.kic.com.kw](http://www.kic.com.kw)

**BOURSA KUWAIT**

**The Premier Market  
“Daily Bulletin”**

**November 14, 2022**

**KUWAIT INVESTMENT Co. (K.S.C.P)**

**Investment Research**

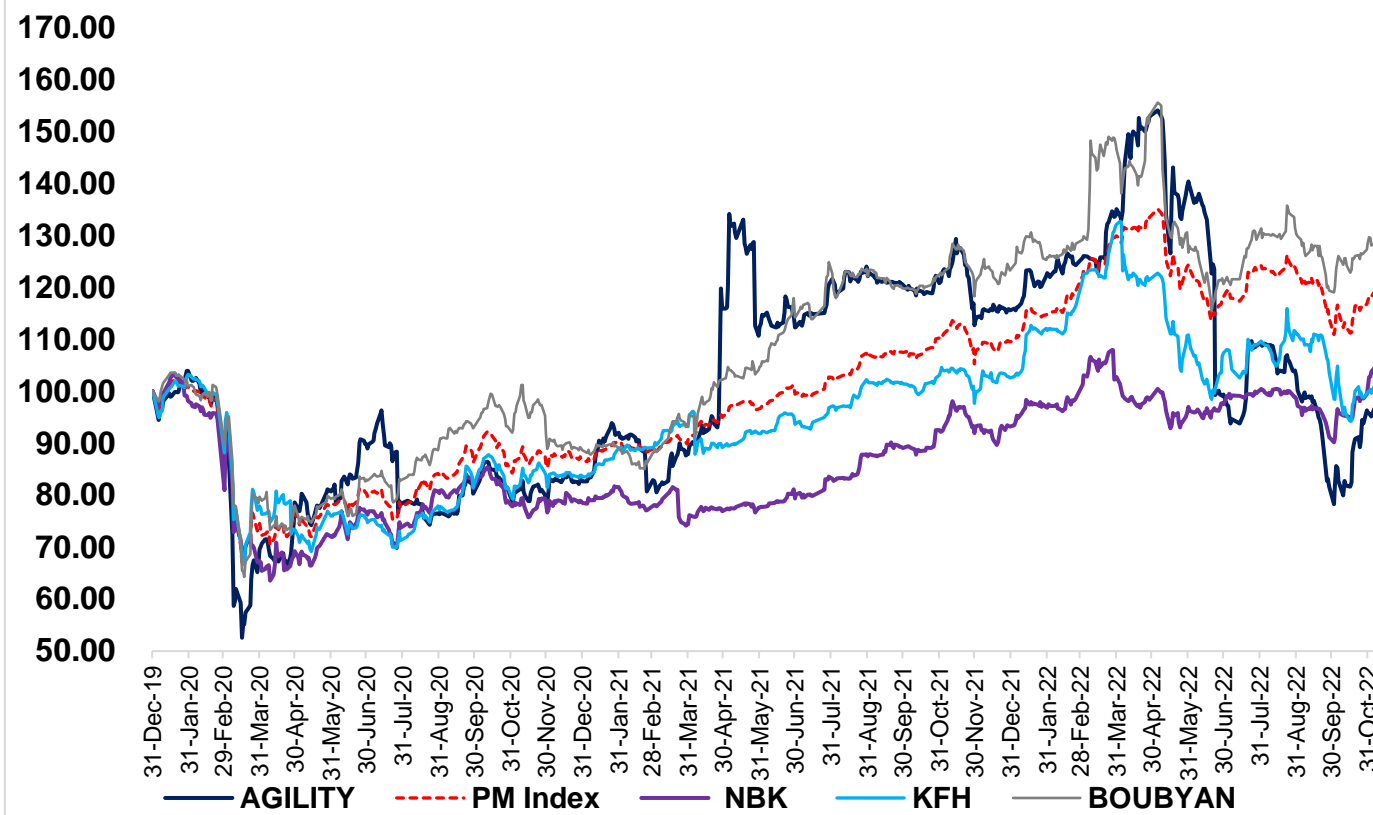
## BOURSA KUWAIT | Premier Market Daily Bulletin |

Monday, November 14, 2022

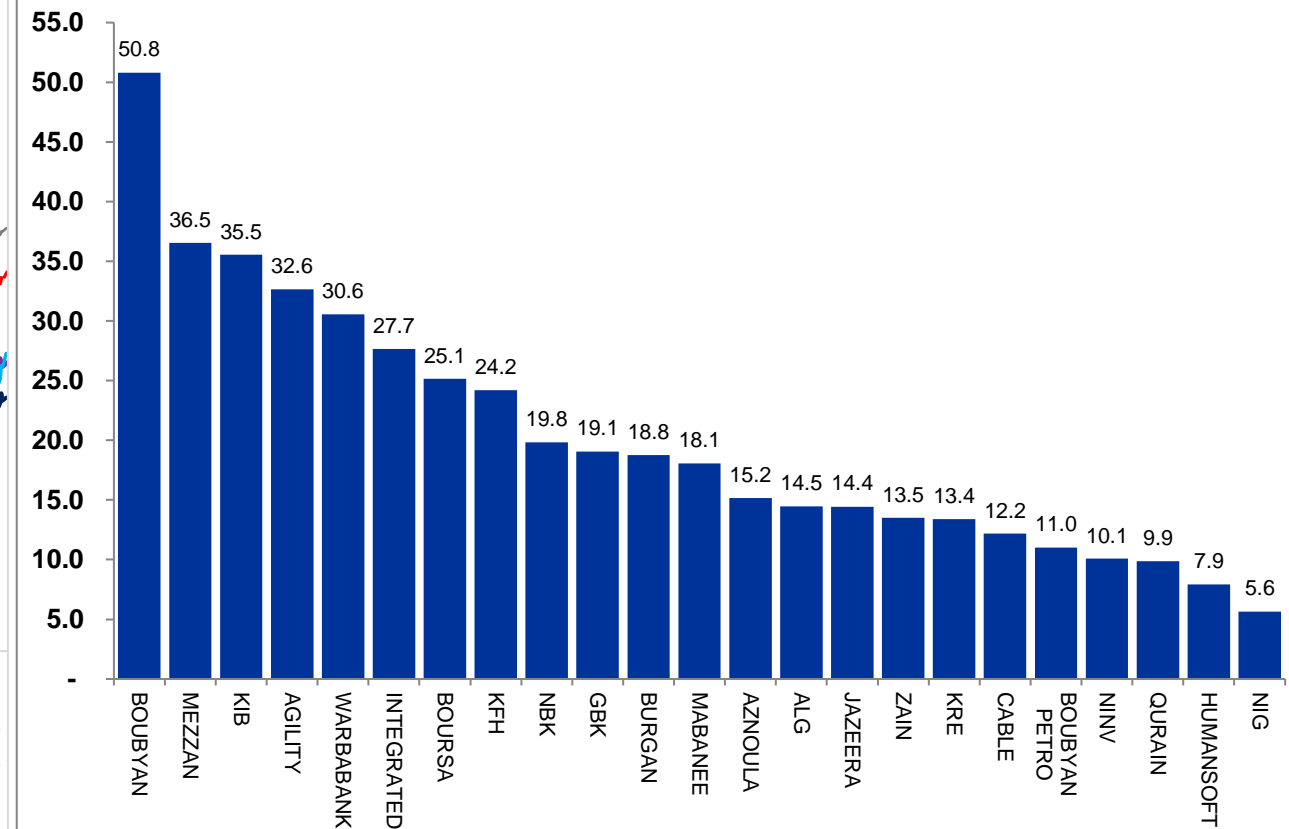
Code	DTD	Premier Market Constituents	Today Closing Price			Market Capitalization		Rel. Valuations & Yield			YTD-2022	YTD-2022	Book Value	TTM EPS	DPS FY-21
			KWD	Chg. KWD	DTD Return	KWD Mln	Market Weight	P/E X	P/B X	YIELD	Turnover KWD Mln	Price Return	KWD 30.6.22	KWD	KWD
101	▲	NBK	1.130	0.004	0.36%	8,534	18.7%	19.8	2.47	2.65%	1158.00	19.01%	0.457	0.057	0.030
108	▼	KFH	0.868	(0.002)	(0.23%)	11,553	25.3%	24.2	3.56	1.38%	2622.00	17.40%	0.145	0.032	0.012
605	▲	ZAIN	0.621	0.013	2.14%	2,687	5.9%	13.5	2.26	5.31%	562.33	4.37%	0.274	0.046	0.033
205	▲	KIPCO	0.129	0.006	4.88%	341	0.7%	99.2	1.08	3.88%	221.62	(9.15%)	0.119	0.001	0.005
109	=	BOUBYAN	0.842	0.000	0.00%	3,148	6.9%	50.8	4.05	0.59%	192.28	25.31%	0.208	0.017	0.005
102	=	GBK	0.350	0.000	0.00%	1,120	2.5%	19.1	1.64	2.00%	496.31	31.72%	0.214	0.018	0.007
821	=	WARBABANK	0.253	0.000	0.00%	506	1.1%	30.6	1.74	0.00%	180.98	17.25%	0.145	0.008	0.000
107	=	BURGAN	0.229	0.000	0.00%	753	1.6%	18.8	1.02	2.18%	168.45	(4.20%)	0.225	0.012	0.005
603	=	AGILITY	0.808	0.000	0.00%	2,162	4.7%	32.6	1.39	2.48%	906.10	2.60%	0.580	0.025	0.020
413	▲	MABANEE	0.903	0.002	0.22%	1,121	2.5%	18.1	2.06	1.55%	127.33	20.70%	0.438	0.050	0.014
501	=	NIG	0.249	0.000	0.00%	544	1.2%	5.6	1.06	4.82%	399.61	28.28%	0.235	0.044	0.012
823	▲	MEZZAN	0.362	0.009	2.55%	113	0.2%	36.5	1.05	4.42%	78.44	(38.54%)	0.344	0.010	0.016
514	▲	BOUBYAN PETRO	0.822	0.002	0.24%	440	1.0%	11.0	1.55	7.30%	91.54	(3.52%)	0.532	0.075	0.060
106	▲	KIB	0.209	0.003	1.46%	246	0.5%	35.5	0.90	1.91%	155.07	(0.29%)	0.232	0.006	0.004
204	▼	NINV	0.273	(0.004)	(1.44%)	218	0.5%	10.1	1.08	16.48%	241.49	24.66%	0.252	0.027	0.045
824	▼	INTEGRATED	0.362	(0.008)	(2.16%)	92	0.2%	27.7	1.49	2.76%	99.92	(2.16%)	0.242	0.013	0.010
526	=	QURAIN	0.261	0.000	0.00%	287	0.6%	9.9	0.61	6.90%	91.52	(24.78%)	0.426	0.026	0.018
623	▲	HUMANSOFT	3.429	0.013	0.38%	419	0.9%	7.9	3.79	11.67%	173.52	6.36%	0.905	0.433	0.400
826	▼	AZNOULA	0.197	(0.001)	(0.51%)	217	0.5%	15.2	2.22	7.11%	45.05	(13.60%)	0.089	0.013	0.014
827	▼	BOURSA	2.350	(0.020)	(0.84%)	472	1.0%	25.1	8.10	2.77%	87.51	16.34%	0.290	0.093	0.065
252	▼	ALIMTIAZ	0.084	(0.001)	(0.59%)	95	0.2%	NM	0.51	10.70%	81.81	(28.73%)	0.166	(0.002)	0.009
401	=	KRE	0.112	0.000	0.00%	106	0.2%	13.4	0.82	2.68%	169.44	(37.43%)	0.136	0.008	0.003
505	▲	CABLE	1.314	0.002	0.15%	276	0.6%	12.2	1.22	4.57%	116.87	50.86%	1.078	0.108	0.060
642	▼	ALAFCO	0.170	(0.001)	(0.58%)	162	0.4%	NM	0.63	0.00%	64.34	(22.02%)	0.270	(0.032)	0.000
654	▲	JAZEERA	1.810	0.030	1.69%	380	0.8%	14.4	12.50	1.77%	149.48	34.07%	0.145	0.125	0.032
830	▼	ALG	0.839	(0.005)	(0.59%)	233	0.5%	14.5	3.88	1.91%	134.96	(11.68%)	0.216	0.058	0.016
Subtotal: Premier Market				0.24%		36,224	79.3%	21.0	2.31	2.27%	8,816	12.29%			



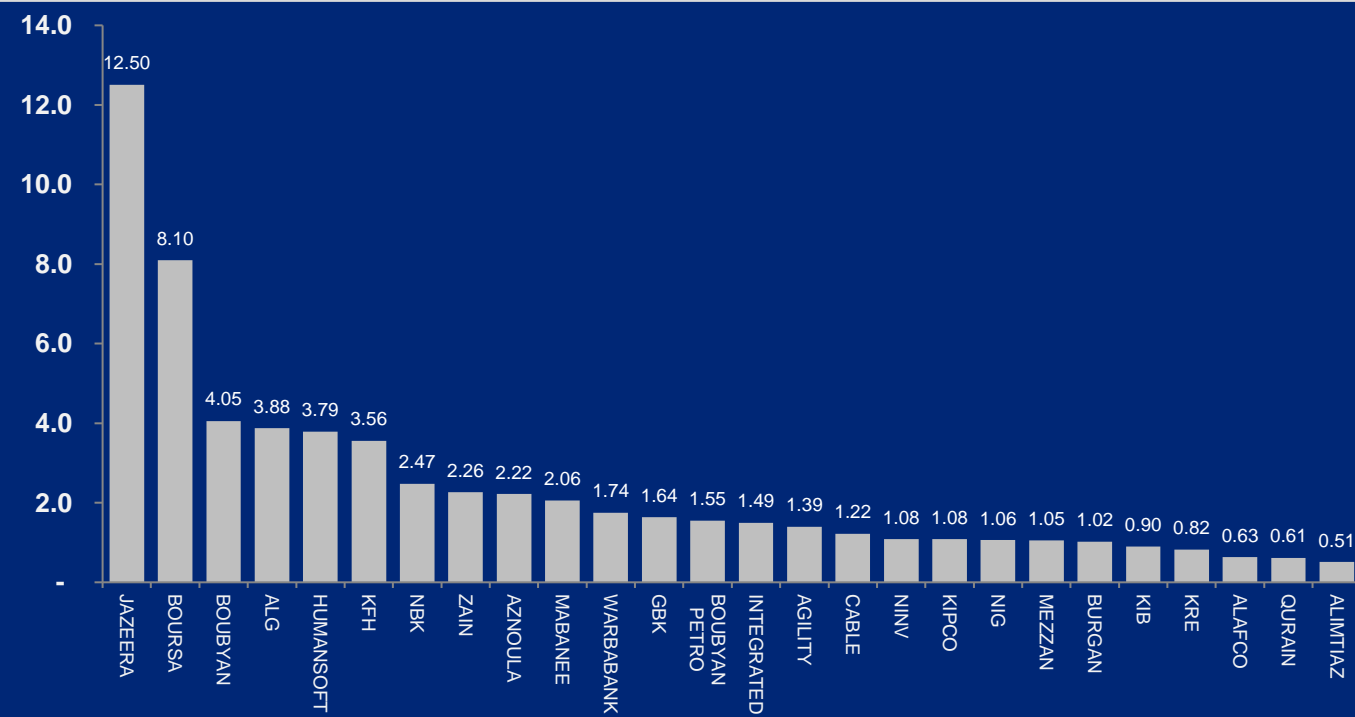
**NBK, KFH, BOUBYAN B & Agility Performance v.s. PM Index** (Normalised as of 31 Dec-19)



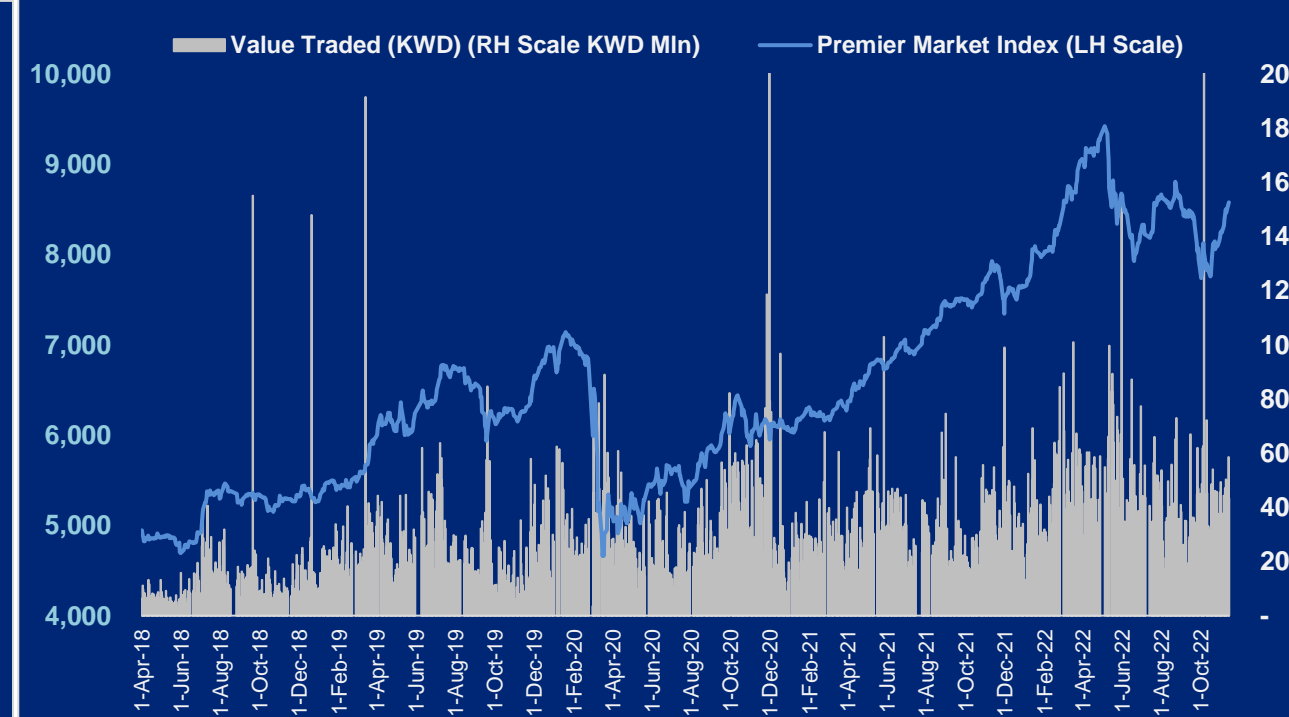
**Premier Market Constituents' Trailing Price-to-Earnings Ratio (P/E)**



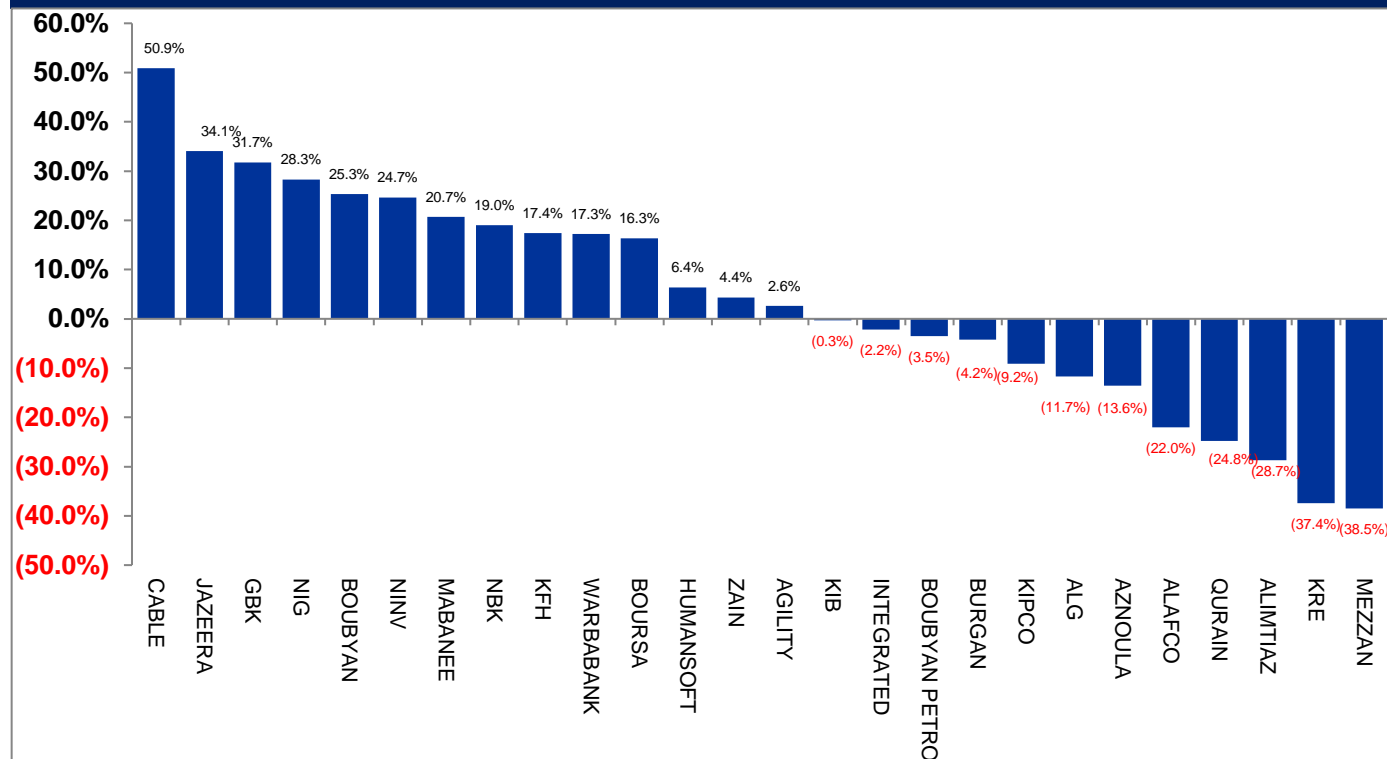
**Premier Market Constituents' Price to Book Value Ratio (P/B)**



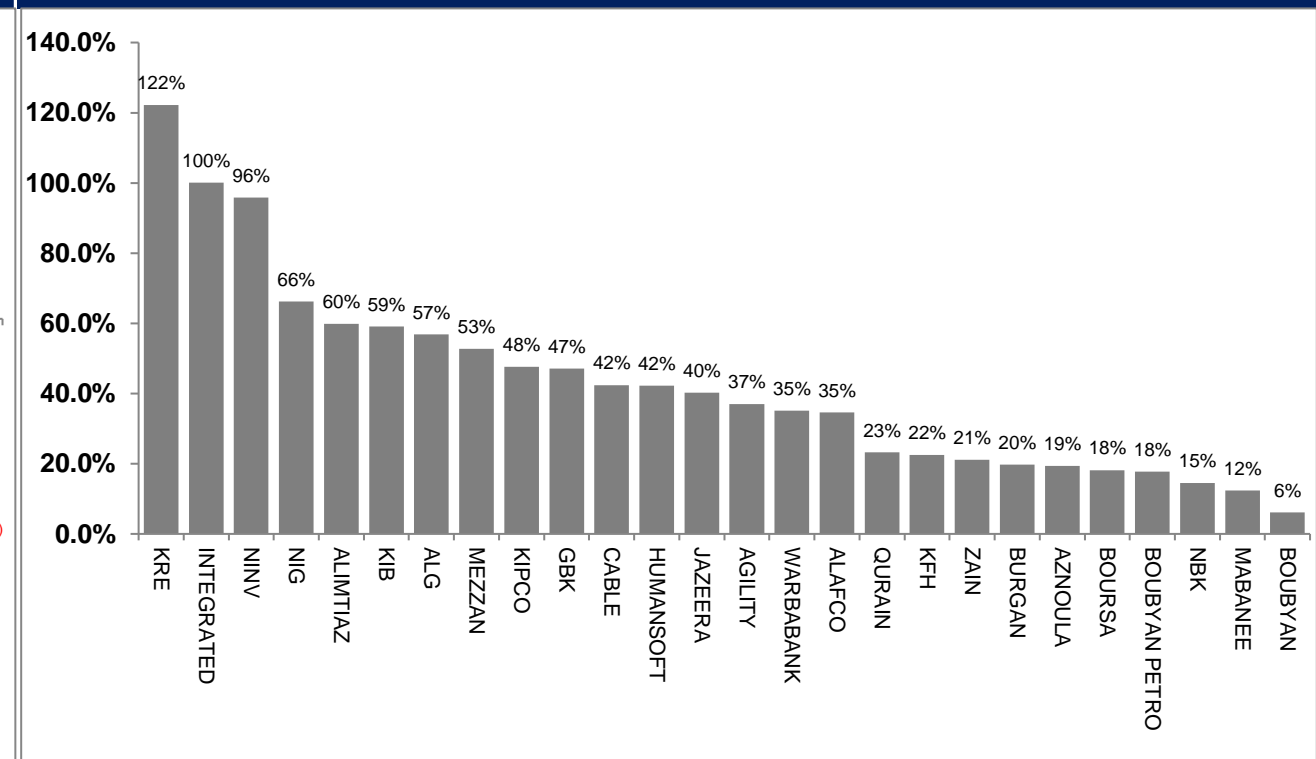
**Premier Market Index v.s. Value Traded since inception on 1 Apr-2018**



### Premier Market Constituents' YTD Gainers & Losers ( Price Return %)



### Premier Market Constituents' YTD Capital Turnover (%)



**Disclaimer:** This document and material contained herewith have been produced, compiled, and issued by Kuwait Investment Company- KIC (K.S.C.P.). Kuwait Investment Company is a public shareholding company, incorporated and domiciled in the State of Kuwait, and is regulated by the Central Bank of Kuwait (CBK) and Capital Markets Authority (CMA) as an investment and finance company. The Company has obtained the information used in this document from sources it believes to be reliable, but the issuer does not guarantee, neither its accuracy nor completeness, nor provides an independent verification of the material contained therein. KIC may, from time to time to the extent permitted by law, participate or invest in other financing transactions with the issuers of the securities, perform services for or solicit business from such issuer and/or have a position or effect transactions in the securities or options thereof. KIC may, to extent permitted by the applicable Kuwaiti Law or other applicable laws and regulations, effect transactions in the securities before this material is published to recipients. The opinions and estimates expressed herein are those of the issuer and subject to change at any time without any prior notice. Accordingly, no representation or warranty, expressed or implied, is made as to and no reliance should be placed on the fairness, accuracy, completeness or correctness of the information and opinions contained in this document. KIC accepts no liability for any loss arising from the use of this document or its contents or otherwise arising in connection therewith. This document should not be relied upon or used in substitution for the exercise of sound judgment. KIC shall have no responsibility or liability whatsoever in respect of any inaccuracy in or omission from this or any other document prepared by KIC for, or sent by KIC to any entity, and any such entity shall be responsible for conducting its own scrutiny, investigation, and analysis of the information contained or referred to in this document and of evaluating the merits and risks involved in the securities forming the subject matter of this or other such document.

Opinions and estimates constitute KIC's judgment and are subject to change without prior notice. Past performance is not a reliable indicator of future results. This document does not constitute an offer or invitation to subscribe for or purchase any securities, and neither this document nor anything contained herein shall form the basis of any contract or commitment whatsoever. This document is not an offer to sell or a solicitation to buy any securities. It is being furnished to the reader solely for his/her information and may not be redistributed inside Kuwait or by any jurisdiction outside Kuwait where this action is restricted by law. Entities who receive this report should make themselves aware of and adhere to any such restrictions. By accepting receipt of this report, the reader agrees to be bound by the foregoing limitations.

**Notes:** NM: Not Meaningful. NA: Not Available. **Source:** BOURSA KUWAIT website, Listed Companies' Financial Statements and KIC Investment Research

P/E for individual stocks is calculated based on the Current Closing Price and Earning Per Share (EPS) for the last 4 Quarters, while P/E for Premier Market is market cap weighted, excluding companies with negative earnings. If calculated P/E is negative or greater than 80, it is represented by NM. P/BV for individual stocks is based on current prices and Book Value Per Share (BVS) as of 30.6.2022, while P/BV for Premier Market is based on current market cap and shareholders' equity as of 30.6.2022. Dividend Yield for individual stocks is based on current prices and Full Year 2021 Cash Dividend Per Share (DPS), while that of the Index is based on market cap and total cash dividends distributed.

DTD: daily change in prices. YTD: Beginning of Year to Date. KWD: Kuwaiti Dinars. YTD Return for individual stocks is based on the change in market capitalization of the stock. ROE: Return On Equity is Based on Last 4 Quarters Net Profit & Equity as of 30.6.2022. Companies that vary in their fiscal years (Boubyan Petrochemicals & Qurain Petrochemicals) are treated separately to adjust for the recent results announcement.

**KUWAIT INVESTMENT Co. (K.S.C.P)**

5<sup>th</sup> Floor, Souk Al-Manakh, Mubarak Al-Kabir Street, Sharq, Kuwait

P.O. Box 1005, Safat 13011, Kuwait

Tel: (+965) 1888852 (+965) 22967000

Website: [www.kic.com.kw](http://www.kic.com.kw)

**Majdi Gharzeddine**

Head of Investment Research

Tel: (+965) 22967219

Email: [majdi@kic.com.kw](mailto:majdi@kic.com.kw)

[research@kic.com.kw](mailto:research@kic.com.kw)

